

MONTGOMERY
CONNECTS



HOW TO SIGN UP FOR FREE INTERNET

The U.S. and Maryland governments offer low-income people and families a discount up to \$45 per month off home broadband or mobile device plans.

You might qualify! *Learn More!*

YOU QUALIFY FOR THE DISCOUNT IF YOU ARE ENROLLED IN:

Medicaid • SNAP food benefits • SSI • Veterans Pension & Survivors Benefit • Free school lunch • WIC • Pell Grant • or annual income less than \$27,180 for 1 person, \$36,620 for 2, \$46,060 for 3, or \$55,500 for 4 people, and \$9,440 for each additional person in the household.

YOU MUST:

Enroll in the ACP program using the QR code or ACPBenefit.org AND contact your internet provider



1. Enter name, address, email as username, and password to create ACP account
2. Use ACP Account and fill in ACP Application to receive your **Application ID Number**
3. Contact your Internet Provider or Cell Phone Provider. Tell them you want the ACP Discount applied to your account and give your provider your Application ID number.

Visit acpbenefit.org to enroll

or visit montgomerycountymd.gov/montgomeryconnects for more information

Any Questions? email: montgomeryconnects@montgomerycountymd.gov



START BY ENTERING YOUR IDENTIFICATION INFORMATION

- 1 Scan the QR code or go to www.acpbenefit.org to start an application for the ACP Program. The web link will direct you to the USAC Affordable Connectivity Program page. Click on the button "Apply Now" to start.



- 2 Enter in your name exactly how it appears on your Government ID (Driver's License, Passport, Social Security Card, etc.)

Your Information

We will use this information to find out if you qualify for the Lifeline Program and/or the Affordable Connectivity Program (ACP).

What is your full legal name?
The name you use on official documents, like your Social Security Card or State ID. Not a nickname.

First Name Middle Name (optional)

Last Name(s)
If you have multiple last names put them all into the box below.

- 3 For your date of birth choose your birth month and enter in the 2-digit day and the 4-digit year. (Example: January 09, 1982)

What is your date of birth?

Month Day Year

Choose DD YYYY

- 4 Use your Social Security Number (SSN) or Government ID to verify your identity. You do not need a SSN to apply. If using SSN, enter the last four digits. If using government ID, take a photo or use a device with a camera to upload a picture of a government ID (driver's license, passport, etc.).

Identity Verification

Please select your form of identification from **one** of the following:

Social Security Number

Tribal ID Number

Driver's License, Military ID, Passport, Taxpayer Identification Number (ITIN), or other Government ID

Please select the type of identification you would like to use to verify your identity.

Driver's License

Military ID

Passport

Taxpayer Identification Number

Other Government ID

Please attach a scanned copy or picture of your form of identification. Files must be less than 10 MB in size and of the following file types: .jpg, .png, .pdf, or .gif.

* This system is only available to those applying to the Affordable Connectivity Program (ACP).

- 5 Enter your address.
In the "State" box select "MD" for Maryland.

What is your home address?
The address where you will get service. Do not use a P.O. Box. You will be able to add a mailing address later.

Street Number and Name Apt, Unit, etc.

City State Zip Code

Your City or Town Choose 00000

Visit acpbenefit.org to enroll
or visit montgomerycountymd.gov/montgomeryconnects for more information
Any Questions? email: montgomeryconnects@montgomerycountymd.gov



6 You must choose if you qualify because **YOU** are enrolled in a benefit program (such as SNAP, Medicaid, WIC, SSI) or your income, or because **YOUR CHILD** or dependent is enrolled in a program (such as Medicaid or free school lunch).

- If you will qualify because through your child's enrollment in a benefit program, enter your child's name as it appears on legal documents.
- Enter their birthday (select Month, use two digits for day, and 4 digits for year).
- Add the last four digits of their social security number or upload a picture of your child's government ID.

Do you qualify for Lifeline or the **Affordable Connectivity Benefit** through your child or a dependent?

If you do not qualify on your own, you can sign up for Lifeline or the **Affordable Connectivity Benefit** through your child or dependent if they participate in any of the qualifying programs.

No, I qualify by myself. Yes, I qualify through my child or dependent.

[Next](#)

Your Child or Dependent's Information

We will use this information to find out if you qualify for the Lifeline Program and/or the **Affordable Connectivity Program (ACP)** through your child or dependent.

What is their full legal name?

The name you see on official documents, not your Social Security Card or State ID. Not a nickname.

First Name Middle Name (Optional)

Last Name(s)

If they have multiple last names put them all into the box below.

What is their date of birth?

Month Day Year

Identity Verification

Please select your form of identification from **one** of the following:

Social Security Number

If you would like to verify your identity using your Social Security Number, please enter the last four digits of your Social Security Number (SSN#).

Last 4 digits of your SSN

* Social Security Numbers are **not** required to participate in the Affordable Connectivity Program (ACP), but using a Social Security Number will process your application the fastest. A Social Security Number is required if you are applying for Lifeline.

Tribal ID Number

Driver's License, Military ID, Passport, Taxpayer Identification Number (ITIN), or other Government ID

NOW CREATE AN ACP ACCOUNT

7 Create your account. Use your email address as your username and create a password. Make sure your password is at least 8 characters long, has at least 1 capital letter, at least 1 number, and 1 or more special characters (!@#\$%^&*). Retype your password. **YOU CAN SAVE YOUR USERNAME AND PASSWORD as a Contact (such as "Internet") in your phone.**

8 Enter your email address and phone number. Click in the box "I'm not a robot" and then click "Submit".

Create Your Account

Making an account will let us keep your information safe. It will also let you save it and come back to it any time.

Choose your username.

Choose something you can easily remember like your email address or your name in some form. Save this information somewhere secure because you will need to use it again.

Username

Choose your password.

Make sure it is something you can remember. Save this information somewhere secure because you will need to use it again.

At least 8 characters long
 At least 1 capital letter
 At least 1 number (0-9)
 At least 1 special character (@#%*^&*)
 No restricted phrases

Password

Show Password

Confirm Password

Type the same password again.

Show Password

Your Contact Information

What is your email address?

We will use your email to send you important reminders and information about your application and enrollment.

I want to provide an alternate email.

What is your phone number? (Optional)

By providing a phone number, you consent to letting USAC contact you at that phone number via artificial or prerecorded voice message or text for important reminders and updates about your Lifeline or ACP benefit. For text messages, message and data rates may apply. Text STOP to end messages.

I have a mailing address that is different than my home address.

What is your preferred language? (Optional)

We will send outreach to you about your Lifeline or ACP benefit in the language(s) you select. You may select more than one language.

English Español

[Back](#)

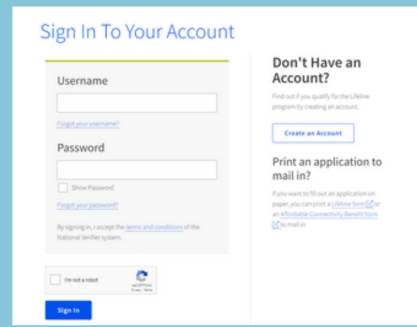
I'm not a robot

[Submit](#)

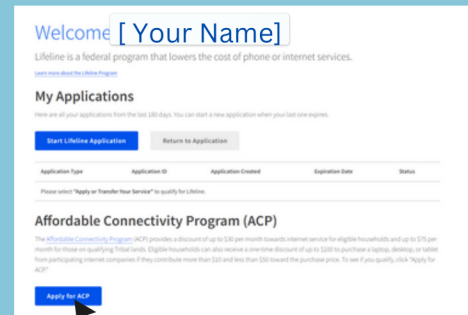


SIGN INTO YOUR ACCOUNT TO ENROLL IN ACP FREE INTERNET

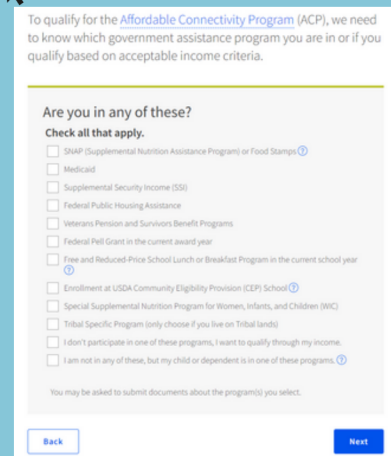
9 A page with a green banner may appear that says, "Your Account is Created!" If so, click "Close". Enter the username and password you just created. Click "I'm not a robot" and then click "Sign In".



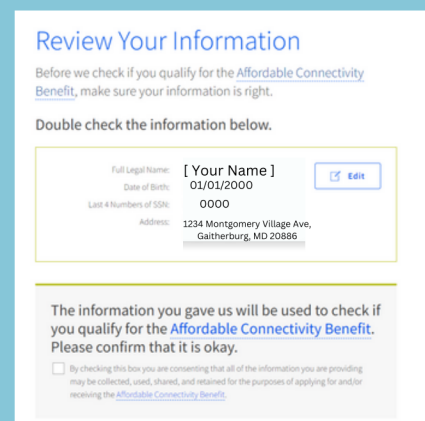
10 A Welcome screen will pop-up with your name on top. Scroll down and click "Start ACP Application". If you have started a current or pending application, click on it.



11 Tell us how you qualify. Check the box next to all that apply, then, click or tap Next.



12 Review your information and confirm that it is correct. If you need to make a correction, select the Edit button and follow the prompts to make your changes.



Visit acpbenefit.org to enroll
or visit montgomerycountymd.gov/montgomeryconnects for more information
Any Questions? email: montgomeryconnects@montgomerycountymd.gov



13 After you'll be taken to a section certifying that all the information is correct. Write your 2 letter Initials (first letter of first and last name, no middle initials) in each field, then at the end Sign by typing your full legal name, check the "Digital Signature" box, and click "Submit".

The screenshot shows an 'Agreement' form with several sections. The first section is 'I certify, under penalty of perjury, that:' followed by a paragraph of text. Below this are three 'Initial' fields, each with a small text box and a 'Yes'/'No' checkbox. The second section is 'If I move I will give my internet company my new address' with a similar checkbox. The third section is 'I have to tell my internet company within 30 days if I do not use ACP anymore, including' with a checkbox. The fourth section is 'I understand that if I need to verify my ACP benefit, I understand that if I do not meet the conditions or will be removed from the ACP program and my ACP benefit will stop' with a checkbox. The fifth section is 'The internet service provider may have to check whether I am a resident of the District of Columbia' with a checkbox. The sixth section is 'I understand whether or not I am a resident of that state, as indicated in the "Residence" section of this form.' with a checkbox. Below these sections is a 'Your Signature' section with a text input field and a checkbox labeled 'I understand this is a digital signature, and in the same as if I signed my name with a pen.' At the bottom are 'Back' and 'Submit' buttons.

14 After you click "Submit", a screen will appear telling you you've been enrolled or that your information is being reviewed. Your "Application ID" number will be provided near your name and address.

WRITE DOWN YOUR APPLICATION ID NUMBER OR SAVE IT IN YOUR PHONE!

The screenshot shows a confirmation screen with the following information:

Application ID:	B38593-24931
Full Legal Name:	Test User
Address:	123 STREET RD, WASHINGTON, DC 20006
Method of Identity Verification:	Last 4 digits of SSN

CONTACT YOUR INTERNET SERVICE PROVIDER.

15 Call or go online to your home or mobile internet service provider. Tell them you want the ACP discount applied to your account. Give them your Application ID number. You can receive up to \$45 per month off your monthly bill.